
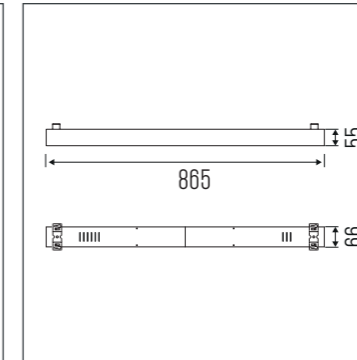


# FORSITE SM.



## FORSITE 865 SM.




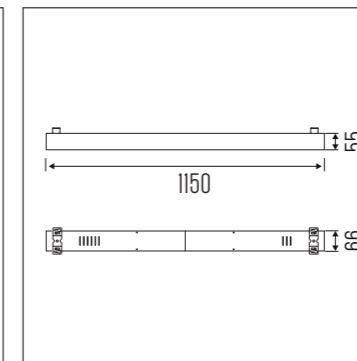
CCT [K]	: 3000K - 4000K
CRI [Ra]	: [Ra] >80
Chromaticity Tolerance	: 3
Luminous Flux [lm]	: max. 7300lm
System Power [W]	: max. 52W
System Efficiency [lm/W]	: max. 141lm/W
Electrical Safety Class	: Class I

Optic	: Lens - Double Asymmetric 30°, 60°, 90°
Mains Voltage [VAc]	: 220-240V / 50-60Hz
Ambient Temperature [°C]	: 35°C
Ingress Protection [IP]	: IP20
Net Weight [kg]	: 2.6kg
Warranty [Y]	: 5 years

Go to full specs



## FORSITE 1150 SM.



CCT [K]	: 3000K - 4000K
CRI [Ra]	: [Ra] >80, [Ra] >90
Chromaticity Tolerance	: 3
Luminous Flux [lm]	: max. 9750lm
System Power [W]	: max. 68W
System Efficiency [lm/W]	: max. 145lm/W
Electrical Safety Class	: Class I

Optic	: Lens - Double Asymmetric 30°, 60°, 90°
Mains Voltage [VAc]	: 220-240V / 50-60Hz
Ambient Temperature [°C]	: 35°C
Ingress Protection [IP]	: IP20
Net Weight [kg]	: 3.4kg
Warranty [Y]	: 5 years

Go to full specs



## EASY AND QUICK.

This linear surface-mounted luminaire makes a difference in large spaces, such as industrial areas, car showrooms, and shopping districts. Choose the right beam angle and light color to create ideal lighting conditions. This stand-alone solution, equipped with individual power per luminaire, is quick to install and seamlessly compatible with the track and suspended variants of the Forsite series.