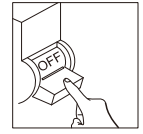
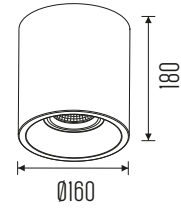




INSTALLATION MANUAL

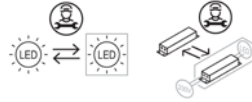
LiGHT4U

SKADI 160 SM HE




Do not operate with power supply connected.

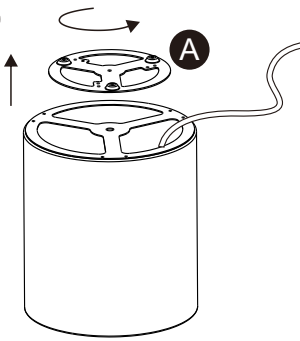
AC220-240V | 50/60Hz | IP20 | Die cast



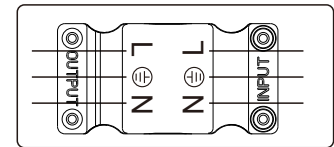
1



2

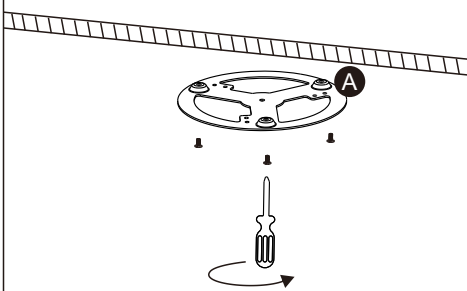


3

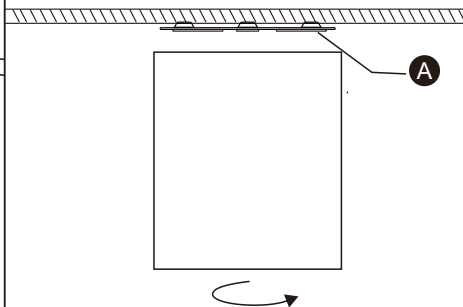


Please connect the luminaire according to the standard of your country.

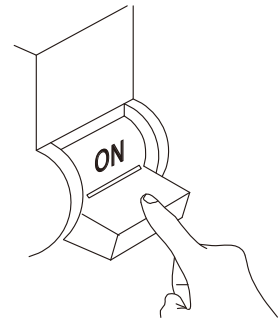
4



5




6

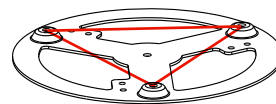


Switch on the power, lighting.

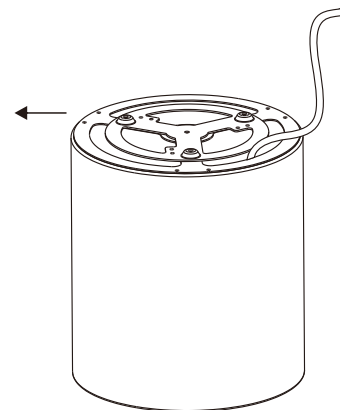
7



Installation complete



The distance between the holes is 60mm



Warnings:

1. Make sure that the product is installed properly before connecting to electricity.
2. Do not cover the fitting.
3. Maintenance and installation should only be carried out by a professional electrician.